



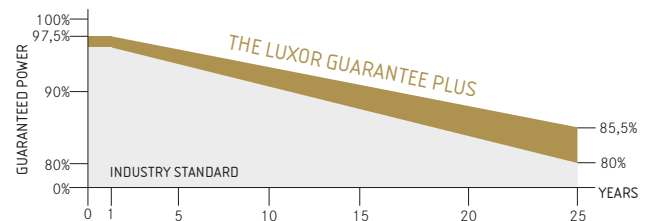
- + HIGHER YIELD: MORE REFLECTION ON CELL SURFACE
- + REDUCTION OF BALANCE-OF-SYSTEM COSTS THROUGH HIGHER PERFORMANCE PER MODULE
- + APPLICATIONS: INDUSTRIAL AND COMMERCIAL POWER PLANTS
- + ECO: ESPECIALLY ECONOMIC AND RELIABLE



product guarantee¹



linear performance guarantee¹



ECO LINE HALF CELL

M132 / 650 - 670 W

MONOCRYSTALLINE MODULE FAMILY



Longlife tested



Power proofed



Safety provided



Selection of components



Cross-linking degree test



Performance surplus of 0 Wp to 6.49 Wp



100% PID free cells



Special packing to avoid micro cracks in the cells



German warranty

ECO LINE HALF CELL M132 / 650 - 670 W

Monocrystalline module family

Module type LX - XXXM/210-132+ | XXX = Rated power Pmpp

Electrical data at STC

Rated power Pmpp [Wp]	650.00	655.00	660.00	665.00	670.00
Pmpp range to	656.49	661.49	666.49	671.49	676.49
Rated current Impp [A]	17.41	17.43	17.44	17.46	17.47
Rated voltage Vmpp [V]	37.35	37.60	37.85	38.11	38.36
Short-circuit current Isc [A]	18.38	18.41	18.42	18.44	18.45
Open-circuit voltage Uoc [V]	44.46	44.76	45.06	45.36	45.67
Efficiency at STC up to	21.13%	21.29%	21.46%	21.62%	21.78%
Efficiency at 200 W/m ²	20.67%	20.83%	20.99%	20.15%	21.15%

Electrical data at NOCT

Power at Pmpp [Wp]	482.86	486.27	489.98	493.70	497.41
Rated current Impp [A]	14.06	14.08	14.09	14.10	14.11
Rated voltage Vmpp [V]	34.31	34.53	34.78	35.00	35.24
Short-circuit current Isc [A]	14.85	14.87	14.88	14.89	14.90
Open-circuit voltage Uoc [V]	41.04	41.32	41.61	41.90	42.19

Specification as per STC (Standard test conditions): irradiance 1000 W/m² | module temperature 25°C | Air Mass = 1.5
 NOCT (nominal operating cell temperature): irradiance 800 W/m² | wind speed 1 m/sec | ambient temperature 20°C | cell operating temperature 45 +/- 2°C | Air Mass = 1.5

Limiting values

Max. system voltage [V]	1500 V
Max. return current [I]	30 A
Operating Temperature	-40 to 85°C
Safety class	II
Max. tested pressure load [Pa] ²	5400
Max. tested tensile load [Pa] ²	2400

Temperature coefficient

Temperature coefficient [V] [I] [P]	-0.285 %/°C 0.049 %/°C -0.360 %/°C
---	--

Specifications

Number of cells (matrix)	132 (6x22) 210 mm x 105 mm
Module dimensions (LxWxH) ³ Weight	2384 mm x 1303 mm x 35 mm 34 kg
Front-side glass	3.2 mm tempered highly transparent, anti-reflection solar glass
Frame	stable, anodised aluminium frame
Junction Box	At least IP67
Cable	symmetrical cable lengths 1.4 m and 4 mm ² solar cable
Diodes	3 Schottky Diodes
Plug-in connection	MC4 or equivalent (IP67)
Hail test (max. hailstorm)	∅ 45 mm impact velocity 23 m/s ± 83 km/h

The specifications and average values can vary slightly. Relevant is the corresponding data of the individual measurement. Specifications are subject to change without notice. Measurement tolerance depending on equipment: rated power +/- 3%, other values +/- 10%. All information given in this data sheet corresponds to DIN EN 50380. A potential light-induced degradation of the power after commissioning is not considered here. Further information in the installation manuals.

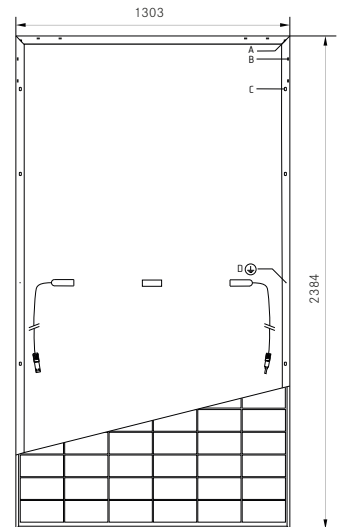
¹ The specific warranty conditions are given under www.luxor.solar/downloads.html.

² Horizontal mounted, for details please check mounting instruction

³ Tolerance L/W = +/- 3 mm. H +/- 2mm, the dimensions given in the order confirmation will be decisive

⁴ Location and dimensions of holes on request

Back - / Front -/ Side view³

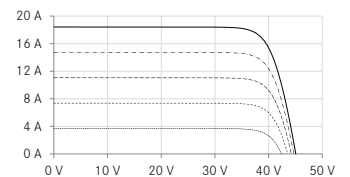


Drilled holes⁴

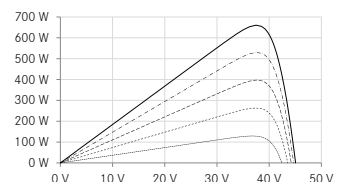
- A: 4 x drainage
- B: 16 x ventilation
- C: 8 x mounting
- D: 2 x earthing

Electrical characteristics

UI-diagram e.g. LX-660M/210-120+



UP-diagram e.g. LX-660M/210-120+



- 200 W/m²
- - - - 400 W/m²
- - - - 600 W/m²
- - - - 800 W/m²
- 1000 W/m²

Luxor, your specialised company



IEC
IEC 61215
IEC 61730



Guidelines:
93/68/EEC
2014/35/EU, (LVD)
2014/30/EU, (EMC)

The validity of the certificates/listings for a specific country has to be examined under:
www.luxor.solar/downloads.html