



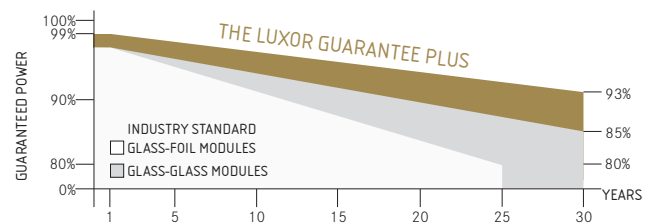
- + POWERFUL HETEROJUNCTION CELLS
- + DOUBLE GLASS: HIGHER MECHANICAL STABILITY AND FIRE SAFETY
- + BIFACIAL: DOUBLE-SIDED POWER GENERATION FOR MORE YIELD
- + REDUCTION OF BALANCE-OF-SYSTEM-COSTS THROUGH HIGHER PERFORMANCE PER MODULE
- + ESPECIALLY ECONOMIC FOR COMMERCIAL SYSTEMS



product guarantee¹



linear performance guarantee¹



ECO LINE HJT GLASS-GLASS BIFACIAL

M132 / 680 - 700 W

MONOCRYSTALLINE MODULE FAMILY, WHITE MESH



Longlife tested



Power proofed



Safety provided




Selection of components



Back glass



Performance surplus of 0 Wp to 6.49 Wp



Higher heat dispensing



PID free
LID Free



German warrantor

ECO LINE HJT GLASS-GLASS BIFACIAL

M132 / 680 - 700 W, WHITE MESH

Module type LX - XXX M/210-132+ GG BiF | XXX = Rated power Pmpp

Electrical data at STC

Rated power Pmpp [Wp]	680.00	685.00	690.00	695.00	700.00
Pmpp range to	686.49	691.49	696.49	701.49	706.49
Rated current Impp [A]	16.07	16.13	16.18	16.23	16.29
Rated voltage Vmpp [V]	42.32	42.49	42.66	42.83	43.00
Short-circuit current Isc [A]	17.10	17.16	17.21	17.27	17.33
Open-circuit voltage Uoc [V]	49.79	49.99	50.19	50.39	50.59
Efficiency at STC up to	22.10%	22.26%	22.42%	22.58%	22.74%
Efficiency at 200 W/m ²	21.67%	21.84%	22.00%	22.15%	22.32%

Electrical data at NOCT

Power at Pmpp [Wp]	517.89	521.70	525.50	529.31	533.12
Rated current Impp [A]	12.96	13.01	13.05	13.09	13.14
Rated voltage Vmpp [V]	39.96	40.11	40.28	40.44	40.58
Short-circuit current Isc [A]	13.79	13.84	13.88	13.93	13.97
Open-circuit voltage Uoc [V]	45.96	46.16	46.36	46.56	46.76

Specification as per STC (Standard test conditions): irradiance 1000W/m² | module temperature 25°C | Air Mass = 1.5
 NOCT (nominal operating cell temperature): irradiance 800W/m² | wind speed 1 m/sec | ambient temperature 20°C | cell operating temperature 45 +/-2°C | Air Mass = 1.5

Bifacial Gain* (e.g. 390 Wp)

Backside power gain [Wp]	5%	10%	15%	20%	25%
Rated power Pmpp [Wp]	724.50	759.00	793.50	828.00	862.50
Rated current Impp [A]	16.98	17.79	18.60	19.40	20.21
Rated voltage Vmpp [V]	42.66	42.66	42.66	42.67	42.67
Short-circuit current Isc [A]	14.44	15.12	15.81	16.49	17.18
Open-circuit voltage Uoc [V]	50.19	50.19	50.19	50.20	50.20

*depending on the reflection of the underlying surface

Limiting values

Max. system voltage max. return current	1500 V 30 A
Safety class Fire safety class	II A (according to IEC 61730)
Operating Temperature	-40 up to 85°C
Max. tested pressure load-/tensile ²	5400 Pa / 2400 Pa

Temperature coefficient

Temperature coefficient [U] [I] [P]	-0.26% /°C 0.04% /°C -0.24% /°C
---	-------------------------------------

Specifications

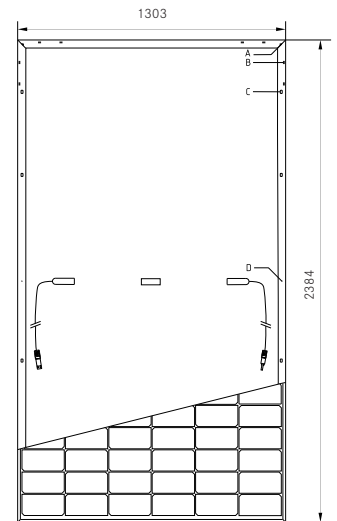
Number of cells (matrix)	132 (6x22) 210 mm x 105 mm
Module dimensions (L x W x H) ³ Weight	2384 mm x 1303 mm x 35 mm 38.7 kg
Bifaciality factor ⁵	Up to 83 %
Front-side glass	2 mm tempered, highly transparent, anti-reflection solar glass
Back-side	2 mm tempered, highly transparent, white mesh print
Frame	stable, anodised aluminium frame
Embedding material	EVA/POE
Junction Box	At least IP67
Cable	Symmetrical cable lengths > 1.3 m and 1.3 m, 4 mm ² solar cable
Connectors Diodes	MC4 or equivalent with IP67 3 Schottky Diodes
Hail test (max. hailstorm)	Ø 45 mm impact velocity 23 m/s ± 83 km/h

The specifications and average values can vary slightly. Relevant is the corresponding data of the individual measurement. Specifications are subject to change without notice. Measurement tolerance depending on equipment: rated power +/- 3%, other values +/- 10%. All information given in this data sheet corresponds to DIN EN 50380. A potential light-induced degradation of the power after commissioning is not considered here. Further information in the installation manuals.

- The specific warranty conditions are given under www.luxor.solar/downloads.html
- Horizontal mounted, for details please check mounting instruction
- Tolerance L/W = +/- 3 mm, H +/- 2mm, the dimensions given in the order confirmation will be decisive
- Location and dimensios of holes on request
- Bifaciality factor 80% +/- 3%

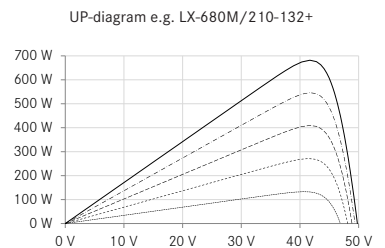
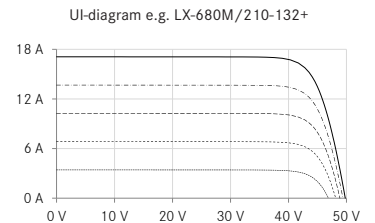
Luxor, your specialised company

Back - / Frontview³



- Drilled holes⁴
- A: 4 x drainage
 - B: 16 x ventilation
 - C: 8 x mounting
 - D: 2x earthing

Electrical characteristics



- 200 W/m²
- 400 W/m²
- - - 600 W/m²
- 800 W/m²
- 1000 W/m²



Guidelines:
 93/68/EEC
 2014/35/EU, (LVD)
 2014/30/EU, (EMC)

The validity of the certificates/listings for a specific country has to be examined under:
www.luxor.solar/downloads.html