

- + LARGE ALL-ROUNDER IN THE DIMENSIONS 1:2
- + APPLICATIONS: INDUSTRIAL, COMMERCIAL AND RESIDENTIAL POWER PLANTS
- + ECO: ESPECIALLY ECONOMIC AND RELIABLE



product guarantee¹



linear performance guarantee¹



ECO LINE

P72/320 - 340 W

POLYCRYSTALLINE MODULE FAMILY



Longlife tested



Power proofed



Safety provided



Selection of components



Cross-linking degree test



Performance surplus of 0 Wp to 6.49 Wp



100% PID free cells



Special packing to avoid micro cracks in the cells



German warrantor

ECO LINE P72/320 - 340 W

Polycrystalline module family

Module type LX - XXXP/156-72+ | XXX = Rated power Pmpp

Electrical data at STC

Rated power Pmpp [Wp]	320.00	325.00	330.00	335.00	340.00
Pmpp range to	326.49	331.49	336.49	341.49	346.49
Rated current Impp [A]	8.60	8.68	8.77	8.86	8.95
Rated voltage Vmpp [V]	37.27	37.46	37.66	37.86	38.06
Short-circuit current Isc [A]	9.09	9.18	9.27	9.35	9.44
Open-circuit voltage Uoc [V]	45.67	45.98	46.29	46.61	46.93
Efficiency at STC up to	16.51%	16.77%	17.03%	17.29%	17.56%
Efficiency at 200 W/m ²	15.97%	16.30%	16.63%	16.97%	17.31%

Electrical data at NOCT

Power at Pmpp [Wp]	236.89	240.80	244.77	248.80	252.90
Rated current Impp [A]	6.88	6.95	7.02	7.09	7.16
Rated voltage Vmpp [V]	34.45	34.66	34.88	35.09	35.31
Short-circuit current Isc [A]	7.28	7.34	7.41	7.48	7.55
Open-circuit voltage Uoc [V]	42.21	42.54	42.87	43.21	43.54

Specification as per STC (Standard test conditions): irradiance 1000 W/m² | module temperature 25°C | Air Mass = 1.5
 NOCT (nominal operating cell temperature): irradiance 800 W/m² | wind speed 1 m/sec | ambient temperature 20°C | cell operating temperature 45 +/- 2°C | Air Mass = 1.5

Limiting values

Max. system voltage [V]	1000 V or 1500 V
Max. return current [I]	15 A
Operating Temperature	-40 to 85°C
Safety class	II
Max. tested pressure load [Pa] ²	5400
Max. tested tensile load [Pa] ²	2400

Temperature coefficient

Temperature coefficient [V] [I] [P]	-0.30% /°C 0.06% /°C -0.40% /°C
---	-------------------------------------

Specifications

Number of cells (matrix)	72 (6 x 12), three strings in a row 156 mm x 156 mm
Module dimensions (LxWxH) ³ Weight	1956 mm x 992 mm x 40 mm 23,2 kg
Front-side glass	3.2 mm tempered highly transparent, anti-reflection solar glass
Frame	stable, anodised aluminium frame
Junction Box	At least IP65
Cable	4 mm ² solar cable, cable length 1.3 m
Diodes	3 Schottky Diodes 15A/45V
Plug-in connection	MC4 or equivalent with IP67
Hail test (max. hailstorm)	∅ 45 mm impact velocity 23 m/s ± 83 km/h

The specifications and average values can vary slightly. Relevant is the corresponding data of the individual measurement. Specifications are subject to change without notice. Measurement tolerance depending on equipment: rated power +/- 3%, other values +/- 10%. All information given in this data sheet corresponds to DIN EN 50380. A potential light-induced degradation of the power after commissioning is not considered here. Further information in the installation manuals.

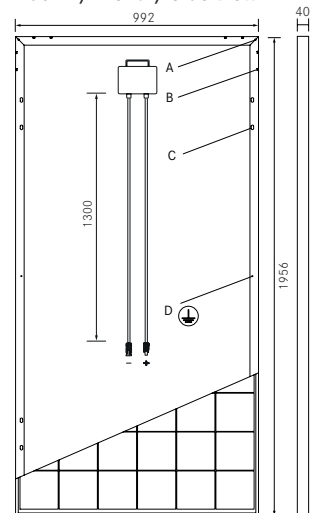
1 The specific warranty conditions are given under www.luxor-solar.com/download.htm

2 Horizontal mounted

3 Tolerance L/W = +/- 3 mm. H +/- 2mm, the dimensions given in the order confirmation will be decisive

4 Location and dimensions of holes on request

Back - / Front -/ Side view³

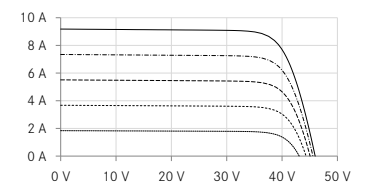


Drilled holes⁴

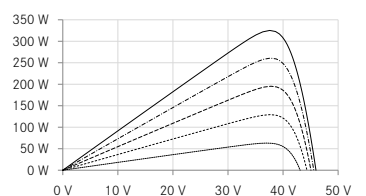
- A: 4 x drainage
- B: 16 x ventilation
- C: 8 x mounting
- D: 2 x earthing

Electrical characteristics

UI-diagramm e.g. LX-325P/156-72+



UP-diagramm e.g. LX-325P/156-72+



- 200 W/m²
- 400 W/m²
- - - 600 W/m²
- · · 800 W/m²
- 1000 W/m²

Luxor, your specialised company



IEC
IEC 61215
IEC 61730



Guidelines:
93/68/EEC
2014/35/EU, (LVD)
2014/30/EU, (EMC)

The validity of the certificates/listings for a specific country has to be examined under:
www.luxor-solar.com/download.htm