

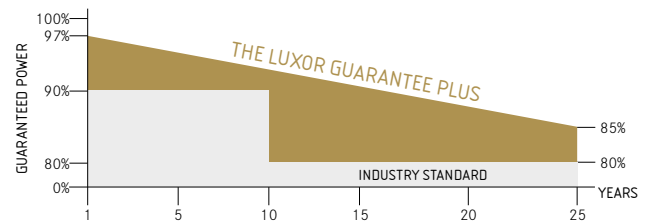
- + SMART: INTELLIGENCE IN THE PRE-CONFECTIONED JUNCTION BOX
- + SYSTEM MONITORING: OPTIMUM PERFORMANCE FOR EACH MODULE
- + GREATEST FLEXIBILITY IN SYSTEM DESIGN
- + ECO: PARTICULARLY ECONOMICAL AND RELIABLE



product guarantee<sup>1</sup>



linear performance guarantee<sup>1</sup>



## ECO SMART LINE HALF CELL FULL BLACK

### M120 / 315 - 335 W

#### MONOCRYSTALLINE MODULE FAMILY



Longlife tested



Power proofed



Safety provided



Selection of components



Cross-linking degree test



Performance surplus of 0 Wp to 6.49 Wp



100% PID free cells



Special packing to avoid micro cracks in the cells



German warrantor

# ECO SMART LINE HALF CELL FULL BLACK M120 / 315 - 335 W

Monocrystalline module family

Module type LX - XXXM/158-120+ | XXX = Rated power Pmpp

## Electrical data at STC

Rated power Pmpp [Wp]	315,00	320,00	325,00	330,00	335,00
Pmpp range to	321,49	326,49	331,49	336,49	341,49
Rated current Impp [A]	9,64	9,71	9,77	9,83	9,89
Rated voltage Vmpp [V]	32,70	33,00	33,29	33,59	33,90
Short-circuit current Isc [A]	10,09	10,17	10,23	10,29	10,36
Open-circuit voltage Uoc [V]	38,88	39,23	39,59	39,94	40,30
Efficiency at STC up to	19,05%	19,35%	19,65%	19,94%	20,24%
Efficiency at 200 W/m <sup>2</sup>	18,26%	18,56%	18,84%	19,13%	19,42%

## Electrical data at NOCT

Power at Pmpp [Wp]	232,65	236,77	240,70	244,69	248,73
Rated current Impp [A]	7,71	7,77	7,83	7,88	7,94
Rated voltage Vmpp [V]	30,19	30,48	30,76	31,04	31,32
Short-circuit current Isc [A]	8,15	8,21	8,26	8,31	8,37
Open-circuit voltage Uoc [V]	35,89	36,23	36,56	36,90	37,25

Specification as per STC (Standard test conditions): irradiance 1000 W/m<sup>2</sup> | module temperature 25°C | Air Mass = 1.5  
 NOCT (nominal operating cell temperature): irradiance 800 W/m<sup>2</sup> | wind speed 1 m/sec | ambient temperature 20°C | cell operating temperature 45 +/- 2°C | Air Mass = 1.5

## Limiting values

Max. system voltage [V]	1000 V or 1500 V
Max. return current [I]	25 A
Operating Temperature	-40 to 85°C
Safety class	II
Max. tested pressure load [Pa] <sup>2</sup>	5400
Max. tested tensile load [Pa] <sup>2</sup>	2400

## Temperature coefficient

Temperature coefficient [V]   [I]   [P]	-0.3% /°C   0.055% /°C   -0.4% /°C
---	------------------------------------

## Specifications

Number of cells (matrix)	120 (6 x 20)   158 mm x 79 mm
Module dimensions (LxWxH) <sup>3</sup>   Weight	1684 mm x 1002 mm x 40 mm   20.5 kg
Front-side glass	3.2 mm tempered highly transparent, anti-reflection solar glass
Frame	stable, anodised aluminium frame
Junction Box	At least IP67 & pre-confectioned SolarEdge junction box
Cable	symmetrical cable lengths > 1.1 m and 1.1 m, 4 mm <sup>2</sup> solar cable
Diodes	3 Schottky Diodes
Plug-in connection	MC4 or equivalent (IP67)
Hail test (max. hailstorm)	∅ 45 mm   impact velocity 23 m/s ± 83 km/h

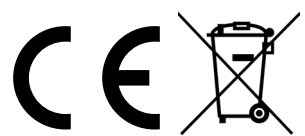
The specifications and average values can vary slightly. Relevant is the corresponding data of the individual measurement. Specifications are subject to change without notice. Measurement tolerance depending on equipment: rated power +/- 3%, other values +/- 10%. All information given in this data sheet corresponds to DIN EN 50380. A potential light-induced degradation of the power after commissioning is not considered here. Further information in the installation manuals.

- The specific warranty conditions are given under [www.luxor-solar.com/downloads.html](http://www.luxor-solar.com/downloads.html)
- Horizontal mounted
- Tolerance L/W = +/- 3 mm. H +/- 2mm, the dimensions given in the order confirmation will be decisive
- Location and dimensions of holes on request

Luxor, your specialised company



**IEC**  
IEC 61215  
IEC 61730

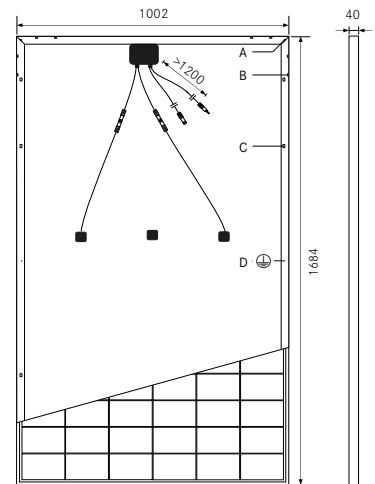


Guidelines:  
93/68/EEC  
2014/35/EU, (LVD)  
2014/30/EU, (EMC)

The validity of the certificates/listings for a specific country has to be examined under:  
[www.luxor-solar.com/downloads.html](http://www.luxor-solar.com/downloads.html)



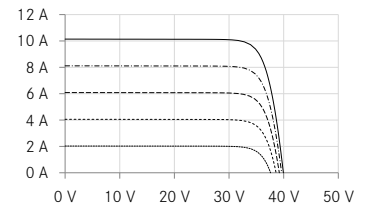
## Back - /Front -/Side view<sup>3</sup>



- Drilled holes<sup>4</sup>**
- A: 4 x drainage
  - B: 8 x ventilation
  - C: 8 x mounting
  - D: 2 x earthing

## Electrical characteristics

UI-diagram e.g. LX-330M/158-120+



UP-diagram e.g. LX-330M/158-120+

