

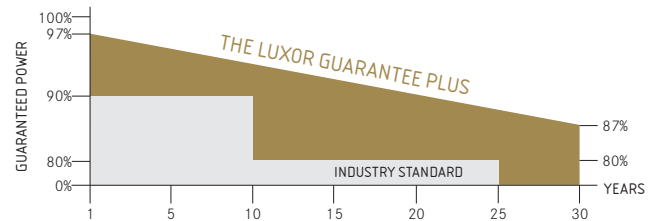
- + DOUBLE GLASS: HIGHER MECHANICAL STABILITY AND FIRE SAFETY
- + REDUCED LOSSES DURING PARTIAL SHADING
- + APPLICATION: WHEREVER LONGEVITY AND ROBUSTNESS ARE REQUIRED
- + ECO: ESPECIALLY ECONOMIC AND RELIABLE



product guarantee¹



linear performance guarantee¹



ECO LINE HALF CELL GLASS-GLASS M120 / 320 - 340 W

MONOCRYSTALLINE MODULE FAMILY, TRANSPARENT



Longlife tested



Power proofed



Safety provided




Selection of components



Back glass



Performance surplus of 0 Wp to 6.49 Wp



Higher heat dispensing



100% PID free cells



German warrantor

ECO LINE HALF CELL GLASS-GLASS

M120 / 320 - 340 W

Monocrystalline module family

Module type LX - XXXM/158-120+ GG | XXX = Rated power P_{mp}

Electrical data at STC

Rated power P _{mp} [Wp]	320.00	325.00	330.00	335.00	340.00
P _{mp} range to	326.49	331.49	336.49	341.49	346.49
Rated current I _{mp} [A]	9.71	9.77	9.83	9.89	9.95
Rated voltage V _{mp} [V]	32.99	33.29	33.59	33.89	34.20
Short-circuit current I _{sc} [A]	10.17	10.23	10.29	10.36	10.42
Open-circuit voltage U _{oc} [V]	39.23	39.59	39.94	40.30	40.66
Efficiency at STC up to	18.99%	19.28%	19.57%	19.86%	20.15%
Efficiency at 200 W/m ²	18.42%	18.71%	18.99%	19.28%	19.57%

Electrical data at NOCT

Power at P _{mp} [Wp]	236.44	240.36	244.35	248.39	252.48
Rated current I _{mp} [A]	7.76	7.82	7.87	7.93	7.99
Rated voltage V _{mp} [V]	30.46	30.75	31.03	31.32	31.60
Short-circuit current I _{sc} [A]	8.21	8.26	8.31	8.36	8.42
Open-circuit voltage U _{oc} [V]	36.21	36.55	36.89	37.23	37.58

Specification as per STC (Standard test conditions): irradiance 1000 W/m² | module temperature 25°C | Air Mass = 1.5
 NOCT (nominal operating cell temperature): irradiance 800 W/m² | wind speed 1 m/sec | ambient temperature 20°C | cell operating temperature 45 +/- 2°C | Air Mass = 1.5

Limiting values

Max. system voltage [V]	1000 V or 1500 V
Max. return current [I]	20 A
Operating Temperature	-40 to 85°C
Safety class	II
Max. tested pressure load [Pa] ²	5400
Max. tested tensile load [Pa] ²	2400

Temperature coefficient

Temperature coefficient [V] [I] [P]	-0.30% /°C 0.055% /°C -0.40% /°C
---	--------------------------------------

Specifications

Number of cells (matrix)	120 (6 x 20) 158 mm x 79 mm
Module dimensions (L x W x H) ³ Weight	1720 mm x 1008 mm x 30 mm 22.5 kg
Front-side glass	2 mm tempered, highly transparent, anti-reflection solar glass
Back-side glass	2 mm tempered, highly transparent solar glass
Frame	stable, anodised aluminium frame
Junction Box	At least IP67
Cable	Symmetrical cable lengths > 1.1 m and 1.1 m, 4 mm ² solar cable
Diodes	3 Schottky Diodes
Connectors	MC4 or equivalent with IP67
Hail test (max. hailstorm)	∅ 45 mm impact velocity 23 m/s ± 83 km/h

The specifications and average values can vary slightly. Relevant is the corresponding data of the individual measurement. Specifications are subject to change without notice. Measurement tolerance depending on equipment: rated power +/- 3%, other values +/- 10%. All information given in this data sheet corresponds to DIN EN 50380. A potential light-induced degradation of the power after commissioning is not considered here. Further information in the installation manuals.

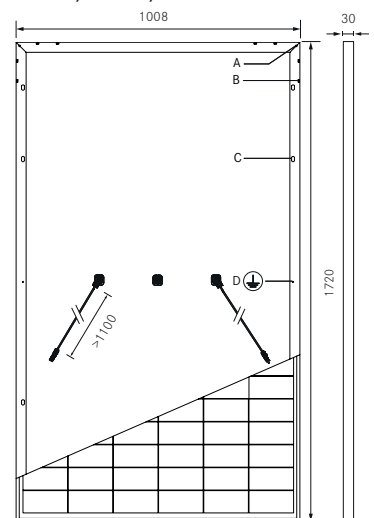
1 The specific warranty conditions are given under www.luxor-solar.com/download.htm

2 Horizontal mounted

3 Tolerance L/W = +/- 3 mm. H +/- 2mm, the dimensions given in the order confirmation will be decisive

4 Location and dimensions of holes on request

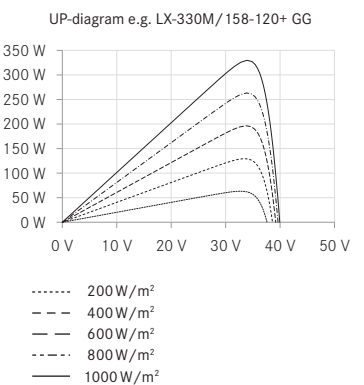
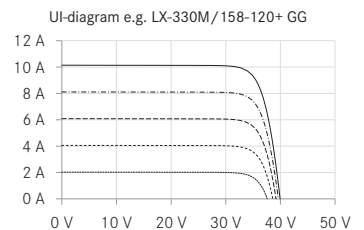
Back - / Front -/ Side view³



Drilled holes⁴

- A: 4 x drainage
- B: 16 x ventilation
- C: 8 x mounting
- D: 2 x earthing

Electrical characteristics



Luxor, your specialised company



Guidelines:
 93/68/EEC
 2014/35/EU, (LVD)
 2014/30/EU, (EMC)

The validity of the certificates/listings for a specific country has to be examined under:
www.luxor-solar.com/download.htm